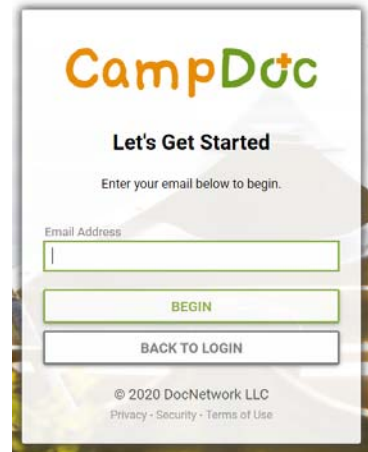


Welcome to CampDoc!

To get started, click here: <http://app.campdoc.com/register/campnoworries>. If you've used CampDoc to register for other camps, you can log-in with those credentials after clicking on our link. If you're new to CampDoc, just choose "Sign Up" and enter your email address on the next page to create an account.



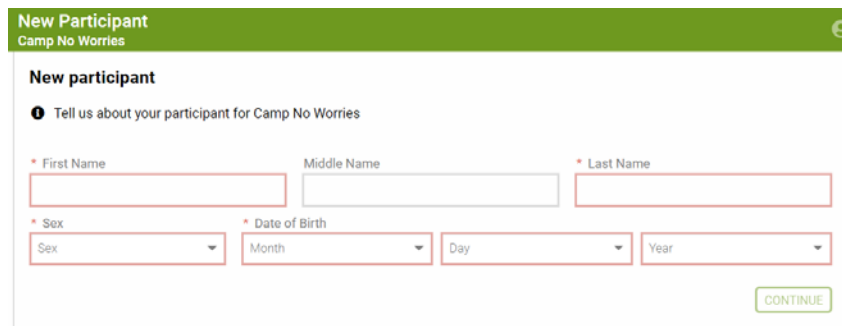
The image shows the CampDoc login and sign-up page. It features the CampDoc logo at the top, followed by a brief description of the system. Below this are input fields for Email Address and Password, a "Forgot your password?" link, and buttons for "LOG IN" and "SIGN UP". The "SIGN UP" button is highlighted with a red rectangle. At the bottom, there is a copyright notice for © 2020 DocNetwork LLC and links for Privacy, Security, and Terms of Use.



The image shows the CampDoc "Let's Get Started" page. It features the CampDoc logo at the top, followed by the heading "Let's Get Started" and the instruction "Enter your email below to begin." Below this is an input field for Email Address, a "BEGIN" button, and a "BACK TO LOGIN" button. At the bottom, there is a copyright notice for © 2020 DocNetwork LLC and links for Privacy, Security, and Terms of Use.

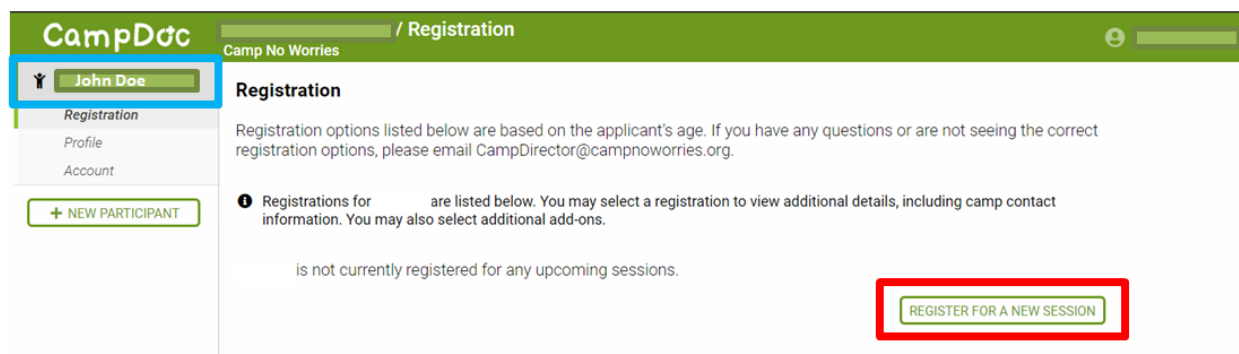
Registration:

In this next window enter the participant information for the first of your children:



The image shows the "New Participant" registration form for Camp No Worries. It includes a header with the Camp No Worries logo and a user icon. The form is titled "New participant" and contains a section for "Tell us about your participant for Camp No Worries". This section includes input fields for First Name, Middle Name, and Last Name, and a section for Date of Birth with dropdown menus for Sex, Month, Day, and Year. A "CONTINUE" button is located at the bottom right of the form.

Their name will appear in the left hand panel. Choose "Register for a New Session" and select either the Patient or Sibling application type applicable to that child.



The image shows the CampDoc Registration page. It features a header with the CampDoc logo and the text "Camp No Worries / Registration". On the left side, there is a sidebar with a user profile for "John Doe" and links for "Registration", "Profile", and "Account". Below the sidebar is a button labeled "+ NEW PARTICIPANT". The main content area is titled "Registration" and contains a paragraph explaining that registration options are based on the applicant's age. Below this is a section for "Registrations for" which is currently empty, followed by a "REGISTER FOR A NEW SESSION" button highlighted with a red rectangle.

Tuition (n/a):

Note: The next page is not applicable to Camp No Worries, as there is no tuition or cost to camp families so it should reflect \$0.00 and you can just choose Register at the bottom.

ITEM	AMOUNT
TUITION Application - Session 1	\$0.00

Total: \$0.00
Due now: \$0.00

BACK REGISTER

Application:

From there you'll be taken to your child's application to complete each of the sections, including Emergency Contacts, Diet & Activity limitations, etc.

The panel on the right hand side indicates completed sections (**Green checkmark**) and tabs where fields still need to be populated (**Red circle**).

Progress is automatically saved as you work through the application and you can always come back later to pick up where you left off. Fields requiring documents to be uploaded can use scanned files on your computer or if you log into your account on your phone/tablet, you can take a picture and attach.

- Diet & Activity
- Allergies
- Medications
- Health History
- Immunizations
- Insurance
- ✓ Healthcare Providers
- Authorization

Registering Additional Campers:

If you need to register more than one camper, just click "New Participant" in the left hand panel to add as many children as you're registering and create/manage separate applications for each of them under your one email account.

CampDor / Registration

Camp No Worries

John Doe

Registration
Profile
Account

+ NEW PARTICIPANT

Registration

Registration options listed below are based on the applicant's age. If you have any questions or are not seeing the correct registration options, please email CampDirector@campnoworries.org.

Registrations for [blank] are listed below. You may select a registration to view additional details, including camp contact information. You may also select additional add-ons.

[blank] is not currently registered for any upcoming sessions.

REGISTER FOR A NEW SESSION